

Swedish Anna Towels



Swedish 8/2 cotton warp and weft threads used to make this towel kit will give you five beautiful, absorbent and easy to care for towels.

This cotton is made from Egyptian long staple cotton, which is the best quality available. To purchase these Swedish cotton threads, ask at the shop where you purchased this kit.

You will need two, four or eight shafts, a 12 dent reed, 20 inches weaving width and 456 heddles.

Swedish Anna towels are approx 17 x 24 inches, 19" warp width
Threads included: 1 tube each: unbleached, bleached, blue, yellow

Wind 2 bouts (chains) of 228 ends,

Wind the warp with the natural and the colors and weave with the white cotton.

Four tubes of 8/2 cotton are included, white, natural, blue and yellow.

Warp Color Order

(for one bout)

12 natural,
12 yellow,
72 natural,
12 blue,
12 yellow,
12 blue,
72 natural,
12 yellow,
12 natural,
228 total

Warp ends/inch): 24

Warp length: 5 yds

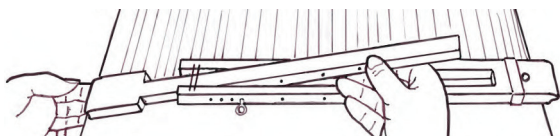

of threads in a heddle: 1

of threads in a dent: 2

Wefts/inch, plain weave: 18 Twill: 24

Threading

Instructions on page 2 include plain weave, twill or broken twill. For the more adventuresome weavers, there is an 8 shaft broken twill threading, page4.



For more information about this kit, other weaving kits by Joanne Hall ask at the shop where you purchased this kit.

Towels in Eight Shaft Weave

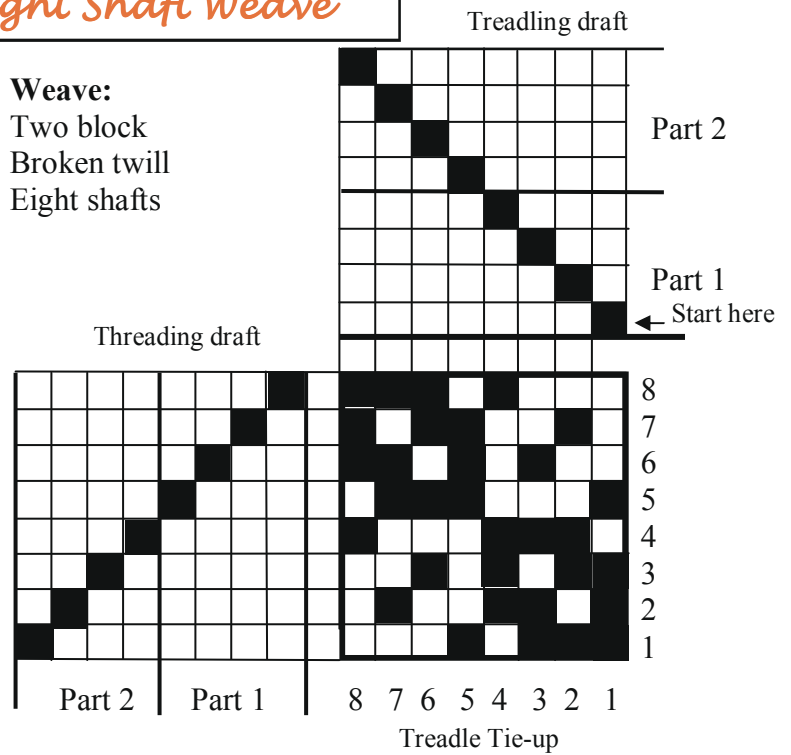
Threading Instructions

Part 1 and part 2 are threaded alternately. Each part is threaded 2 to 6 times, as follows:

Part	# of times to thread	color
1	1 time	natural
2	2	natural
1	3	yellow
2	6	natural
1	6	natural
2	6	natural
1	3	blue
2	3	yellow
1	3	blue
2	6	natural
1	6	natural
2	6	natural
1	3	yellow
1	6	natural

Center, reverse, do not repeat the natural center.

Weave:
Two block
Broken twill
Eight shafts



Four Treadle Weave

Weave with only the four treadles of Part 1

To weave the first towel

1. Select a treadling, either using four treadles or using all eight.
2. Weave 1 in hem in your selected treadling.
3. Weave the towel 24 inches long.
4. Weave 1 in hem.

A floating selvage is not needed for weaving.



Eight treadle weave

Treadle:
Alternate parts 1 & 2

Part 1, repeat 6 times
Part 2, repeat 2 times



This Weaving Kit designed by Joanne Hall,
www.glimakraUSA.com

For more information about this kit, other weaving kits by Joanne Hall or if you want information about Glimakra weaving equipment, ask at the shop where you purchased this kit.