


GAD Glimakra
Emilia

Using Emilia's second heddle




With two heddles on your Emilia loom, you can weave patterns like lace weaves, double weave and krokbragd.

Weaving with finer yarns is one of the uses of the second heddle. Here is a scarf on the loom with two size 10 heddles, with the warp sett at 20 yarns per inch.



The brackets have two settings for weaving the two sheds. There is a hole provided on your loom for the brackets for the second heddle. Tighten the knob to make the bolt tight against the loom frame.



This side view shows how the extra brackets are mounted.

To warp the loom, follow the instructions which came with your loom. Use the original heddle to space the warp threads. After beaming the warp, thread the original heddle according to your draft, threading the eyes of the heddle and leaving the extra threads in the slots.

To thread the second heddle, place the heddle in the lower position and tie it in place. For some weaves it may be easier to thread if the heddle is placed lower on the table so that the first heddle threading is easily seen. Follow your draft to thread the heddle. Tie up as usual and follow your draft instructions for the weaving.

Wool and cotton Scarf

Plain weave with differential shrinkage for Texture
Warp: 2 ¾ ounces total weight ,1 skein Mora 20/2 wool,
one tube 20/2 egyptian cotton, both from Sweden.

Wound 246 ends.

Threaded 12 wool, 12 cotton, repeat, ending with wool.

10 dent reed , 9 ½ inches wide



Wool Scarf in Twill

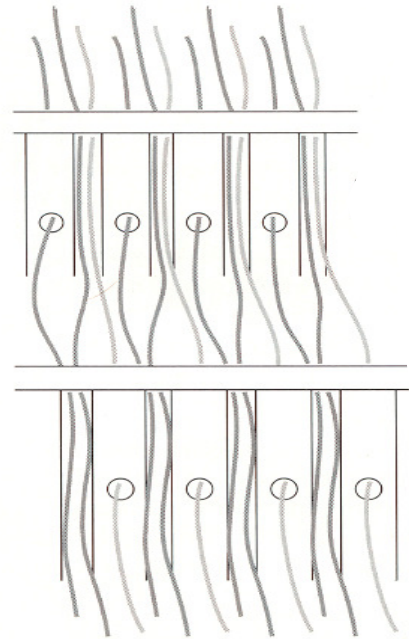
From VÄV magazine article 3/94

Weave: three shaft twill

Warp and weft: Tuna 6/2 wool, from Sweden.

Sett: 10 dent heddle, 15 threads per inch, 1 thread in the hole and two in the slot, as in the diagram. The extra one in the slot is threaded into the hole in the second heddle.

To weave: lift the back heddle, weave 1 shot, lift the front heddle, weave 1 shot, lower both, weave one shot.



Contact us if you want to subscribe to VÄV magazine or to purchase the yarn for these scarves. You can see the color possibilities at:

<http://www.glimakrausa.com/yarns.html>



The Susanna loom

With a weaving width of 27 inches, the Susanna loom is perfect when you want to weave wider projects.

Emilia Heddles come in three sizes

8/inch (30/10cm)

10/inch (40/10cm)

12/inch (50/10cm)

For other Glimakra weaving supplies, go to:

www.glimakraUSA.com

If you have questions about your loom or questions about weaving, contact Joanne Hall at:

Glimakra USA LLC

50 Hall Lane

Clancy Montana 59634

joanne@glimakraUSA.com

406 442 0354 toll free 866 890 7314

Betty Davenport's books, Hands on Rigid Heddle Weaving and Textures and Patterns for the Rigid Heddle Loom will show you how to weave many patterns on your loom.